

ANPING LINKLAND

WIRE MESH PRODUCT CO., LTD



Steel Fence

CATALOG

2020/01



Tel: 0086 311 88833097
Mob: 0086 180 3291 2353



WhatsApp: 0086 180 3291 2353
Skype: 0086 180 3291 2353



www.linklandcn.com
Veronica@linklandfence.com



Steel Fence

Steel Fence, also known as tubular steel fence, is a kind of ornamental fence with simple tubular structure yet high defense effect.

It is made of galvanized steel tubes or aluminum tubes by using vertical steel pales and horizontal rails to form the fence.


It has excellent corrosion & rust resistance performance and enjoys a long service life. Its high strength makes it an excellent choice for all security purposes while its powder coating surface makes it adapt to most surroundings.

Our steel fence is widely used in various commercial, residential and industrial applications, including but not limited to, villas, community gardens, schools, factories and other flower beds, lawns, sports stadiums, convention centers, squares, roads, balconies, etc.


Top Pattern

According to their top patterns, our steel fence can be divided into four types as shown below.


⊕ Flat-top steel fence




⊕ Spear-top steel fence



⊕ Rod-top steel fence



⊕ Curved-top steel fence



Specification

A Height: 1200 mm, 1500 mm, 1800 mm, 2100 mm

B Width: 1800 mm, 2000 mm, 2400 mm

C Vertical Picket: 15 mm × 15 mm, 19 mm × 19 mm, 25 mm × 25 mm;
thickness: 0.8–2.0 mm

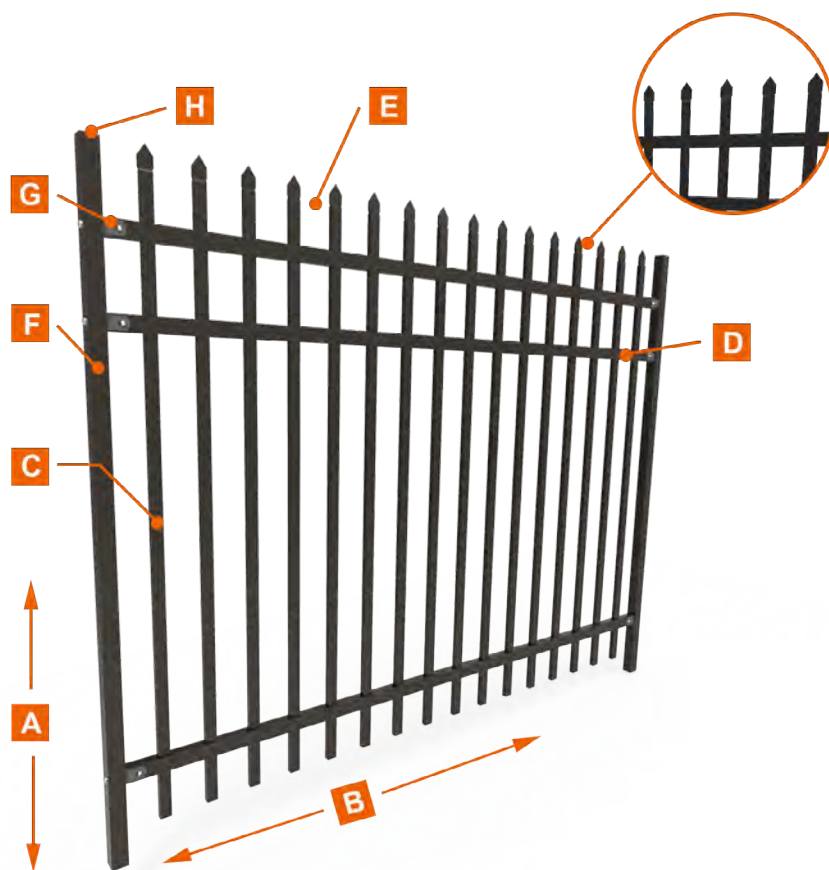
D Horizontal Rail: 30 mm × 30 mm, 40 mm × 40 mm, 45 mm × 45 mm,
2 rails, 3 rails or 4 rails

E Vertical Pipe Spacing:
100 mm, 110 mm, 120 mm

F Post:
50 mm × 50 mm, 60 mm × 60 mm, 80 mm × 80 mm, 100 mm × 100 mm;
thickness: 1.2–3.0 mm

G Fixing: Steel brackets or aluminum brackets

H Post Cap: metal rain cap / anti-UV PP cap




- > Popular color is black, all RAL color can be customized;
- > Double coating service is available, which provides a service life of lasting for 10 years.



Components & Accessories

The main components of our steel fence are steel fence panels and posts as shown below.

⊕ Fence panel



⊕ Square posts



Optional Accessories



POST CAPS



MOUNTING BRACKETS



RAILING BRACKETS



LINE BRACKETS



RAILING BRACKETS





Production Flow Chart

+ Step 1

Raw materials (galvanized steel pipes)

+ Step 2

Pipe cutting

+ Step 3

Pipe punching

+ Step 4

Steel fence panel welding

+ Step 5

Steel fence panel powder coating

+ Step 6

Finished steel fence panels



Step 1



Step 2



Step 3



Step 4




Step 5



Step 6

Package & Delivery



FENCE PANEL PACKAGE



FENCE DELIVERY



Features & Application

Features

⊕ Easy & simple installation

Pre-punched mounting holes for easy and simple Installation.

⊕ Less maintenance

The simple yet solid structure makes it virtually maintenance free.

⊕ Corrosion & rust resistance

The galvanized and aluminum tubes provide excellent corrosion and rest resistance and weather resistance performance.

⊕ Excellent surface treatment

Galvanized and power coating services extend its service life and keep it working well for years

⊕ Adapt to most surroundings

A variety of top pattern, heights and colors are available to adapt to most surroundings.

Application

Steel fence is widely used in various commercial, residential and industrial applications, including but not limited to, villas, community gardens, schools, factories and other flower beds, lawns, sports stadiums, convention centers, squares, roads, balconies, etc.



BOTANICAL GARDENS



INDUSTRIAL PARKS



VILLA YARDS



FACTORIES



LEISURE PARKS



RECREATION FACILITIES



LINKLAND™

ANPING LINKLAND

WIRE MESH PRODUCT CO., LTD



Weimin East Street, No. 69-70
The Filter Industrial Park of Anping
County, HEBEI, CHINA. 053600



Tel: 0086 311 88833097
Mob: 0086 180 3291 2353



WhatsApp: 0086 180 3291 2353
Skype: 0086 180 3291 2353



www.linklandcn.com
Veronica@linklandfence.com

